



Nottingham
School of
Art & Design




Developing a Creative Portfolio for Study in Art & Design

Rachel Knutton

Welcome to Nottingham Trent University

Things to consider when selecting your study



- Did you individually select your course of study
 - Have you researched the course & university
 - Will the course you have selected stimulate & motivate you
 - Do you have the appropriate skills to study on your selected course
 - Will the course help you reach your future career aspirations
- <https://www.wearecreativesntu.art/>

UK education structure




- High School – A level study
- Foundation in Art & Design – pre degree study
- Level1 – Fundamentals in specialist subject area
- Level 2 – Specialist subject development and application
- Level 3 – individual personalised creative development
- PGT & higher level study

Why study Foundation in A & D



- Designed for you to develop your individual creative skills further
- Organised to develop your presentation and visual communication skills
- Structured to provide you with opportunities to explore a range of media in specialist subject areas
- Focused on preparation for UG level subject specialist selection

Why do we ask for a portfolio



It shows us YOU:

Your ability to develop ideas

Your individuality & imagination

Your personal cultural context

Your level of creative & technical
skills

Your personality through your work

What should be in a portfolio?



- Primary & secondary research
- Your most interesting pieces
- Unrefined & development work
- A wide range of ideas and media
- Experimentation with process
- Demonstrating your personal creative journey - sketchbooks

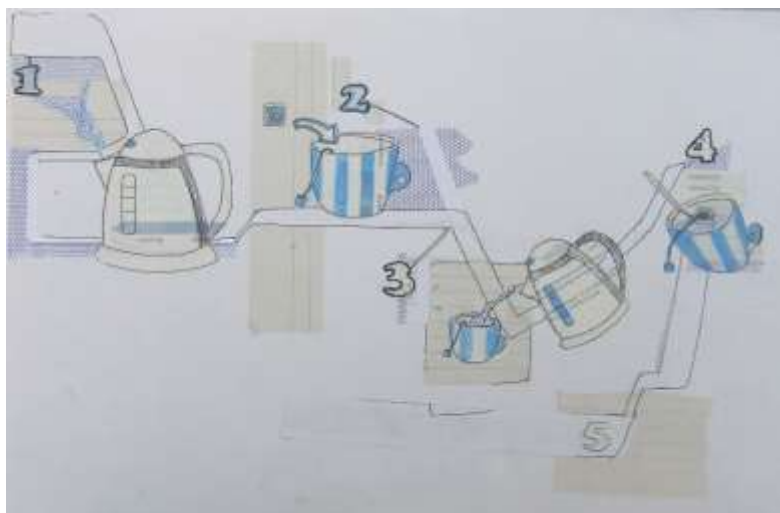
Undergraduate Portfolio



- Concepts & Idea development
- Core art & design skills
- Project-based
- Highly relevant to course of study
- Understanding of current issues & context
- Demonstrate passion for subject
- Check specific portfolio requirements
- Correct digital format



**Life
drawing**



**Different
approaches
to drawing**



**Drawing with
a range of
media**



**Drawing for
a specialist
subject**



**Exploring
colour in a
range of
media**



Nottingham
School of
Art & Design

Exploring concepts & ideas

DEVELOPING A CREATIVE PORTOFLIO FOR STUDY IN ART & DESIGN

VIDEOGRAPHY

I have self taught myself videography over the past few years. I use Final Cut Pro to edit my videos. Over the years, I understood more about the technique of filming. Editing wise I've learnt about colour correcting, transitions, sound design, music and effects.



"When fall comes" Duration: 50 seconds

Short film. Filmed with DSLR. Wanted to try a different style/genre of cinematography. Working with colour correction and editing effects for this project.



Duration: 1 minute 20 seconds

Video made during internship. Filmed with DSLR camera and a drone. Mainly focused on sound design.

IDENTITY PROJECT DIGITAL ART



"像你这样的女孩" ("A girl like you")
Process of my response. Used a photo with a similar impression to the one the artist has used.

Changed the colours and background after finishing the artwork to match the artist style



FINAL RESPONSE PIECE



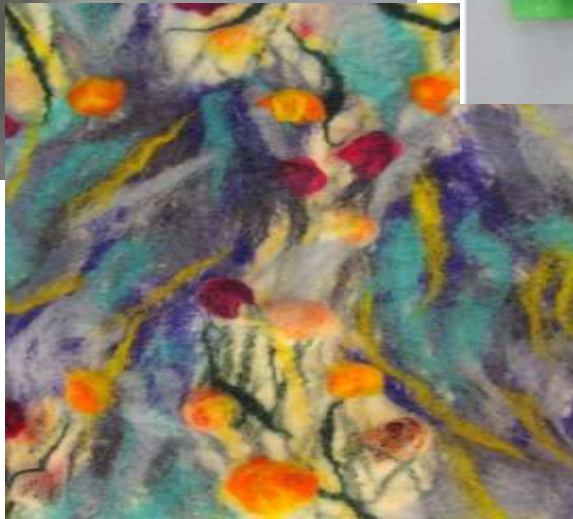
Laura Callaghan - artist study and inspiration. I really liked the use colours and also the feminist message behind it.

FIRST ATTEMPT WITH DIGITAL ART

Used Adobe Draw, where I was able to experiment with the different **brushes**. These images allowed me to practice **facial features** of the girl.



Individual piece I did to practise Digital Art



**Exploring
new media,
materials &
process**



Nottingham
School of
Art & Design

DEVELOPING A CREATIVE PORTOFLIO FOR STUDY IN ART & DESIGN

Exploring techniques & process

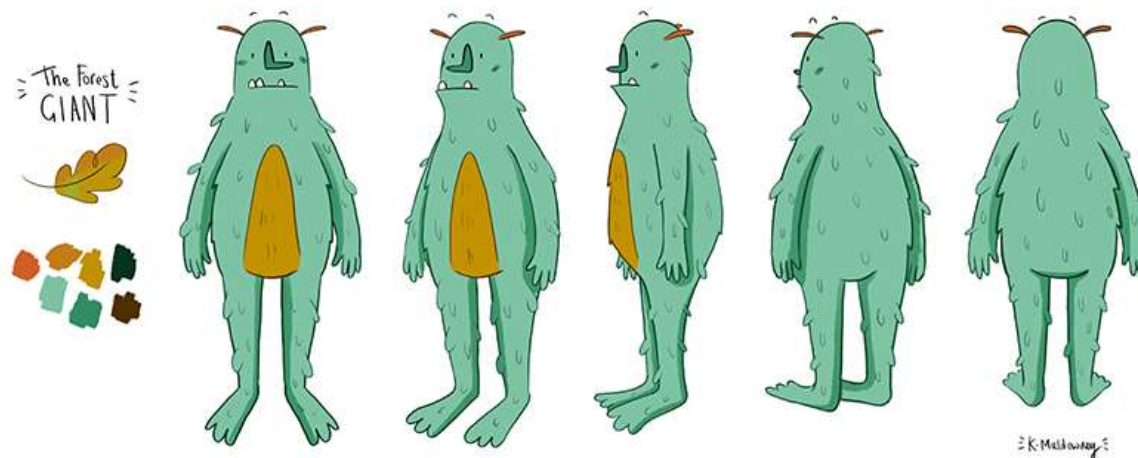




Nottingham
School of
Art & Design

DEVELOPING A CREATIVE PORTOFLIO FOR STUDY IN ART & DESIGN

Idea development & process






Ideas &
sketchbooks



Individuality in sketchbooks



Sketchbooks
- context



Photography creative practice



**Digital
creative
practice**



Nottingham
School of
Art & Design

DEVELOPING A CREATIVE PORTOFLIO FOR STUDY IN ART & DESIGN

UG subject specific process

IDENTITY PROJECT MAGAZINE

Size: 400 x 200 mm

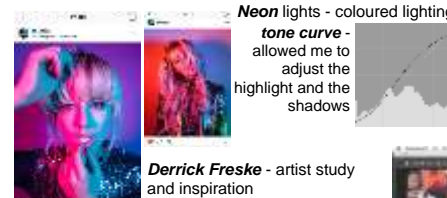
Magazine - including
photography,
typography and
pattern design.

Printed in **French
folding** style and put
together with
Japanese binding.

This project focuses
on the
misrepresentation of
Asian Chinese
Women in society.



IDENTITY PROJECT PHOTOGRAPHY




Neon lights - coloured lighting
tone curve -
allowed me to
adjust the
highlight and the
shadows

Derrick Freske - artist study
and inspiration

Like the use of **colour** and **lights** in his images

Emphasised on purple to carry out the
colour scheme. Changed the **hues** to

PATTERN DESIGN



Created the **glitch**
effect through the
blending options

Created a gif in photoshop as the images
were taken on the wrong shutter speed so,
emphasised on the **movement** and made the
images glitch



Nottingham
School of
Art & Design

DEVELOPING A CREATIVE PORTOFLIO FOR STUDY IN ART & DESIGN

UG level -
subject
specific
development



Postgraduate Portfolio



- Usually follows creative Undergraduate study
- More focussed on the specific subject area
- Demonstrate focus & direction
- High level of critical enquiry
- Include projects created during Undergraduate study, or work experience
- More advanced creative & technical skills

Some common portfolio mistakes



- Too much of the same type of work
- All finished pieces, no workings
- Copying other's work
- No annotations or badly organized
- Focused on aesthetic, not content
- Boring or formulaic

Nottingham School of Art and Design

We offer a multi-disciplinary environment which spans from undergraduate to postgraduate taught and PhD and are one of the oldest Schools in the UK and were established in 1843.

Fashion, Textiles and Knitwear Design
Fashion, Management, Marketing and Communication
Design and Digital Arts
Music, Events, Esports
London Campus (Music, Events, Business, Design and Digital Arts)

<https://www.wearecreativesntu.art/>

Visiting us at an open day is the perfect way to see what makes life and learning at NTU so special.

Undergraduate Open Days: 8 March, 26 April, 28 June 2025

Postgraduate Open Week: 3-7 March 2025

We can also arrange individual visits.

Ask me today!



School of Architecture, Design and the Built Environment

Standing halfway between science and the arts; between tradition and disruption. Our undergraduate courses are designed to give you the right blend of skills, knowledge and hands-on experience for an incredible and rewarding career in the built environment industries.

Architecture

Product Design

Construction Management

Civil Engineering

Property Management and Development

<https://www.ntudesignindustries.com/>

<https://www.ntu-adc.com/>



Ask me today to find out more!

www.ntu.ac.uk

Thank You



Nottingham
School of
Art & Design